

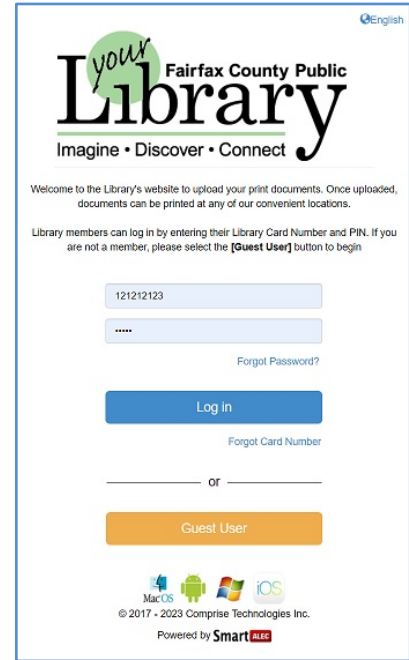
SmartALEC



Mobile Printing for Libraries!

SmartALEC supports printing from patron owned devices, Smartphones, tablets, or laptops, from anywhere. Libraries can offer self-service release, print, and pay or staff release for printing from patron owned devices!

Engage your patrons and guests with *your* library services by visiting *your* website and then coming by to print their documents!



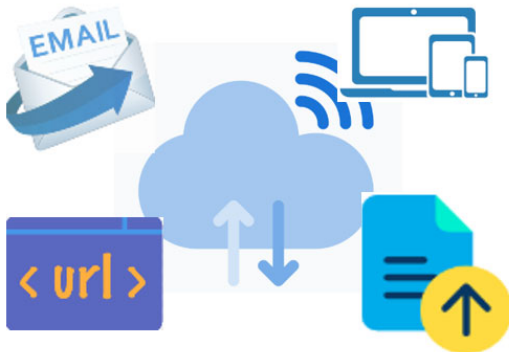
SmartALEC is Easy as 1, 2, 3:

① Access: The Library's Mobile Print Page or App

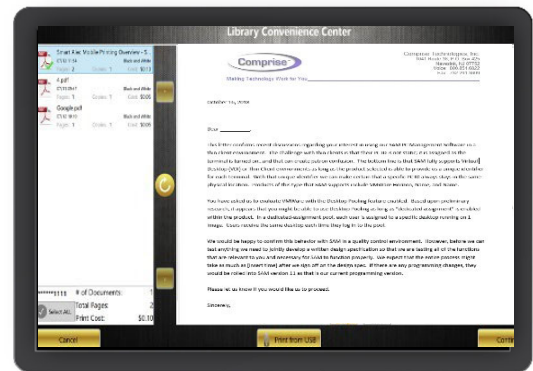


Login with library or guest account choose your delivery method. No need to identify location or printer... just go to your library and print!

② Delivery: Email, File Upload, URL



③ Print: Go to Print Release Station



All you need to get started is SmartALEC and self-service or staff print release station!

Choose your delivery method!

Multiple File Upload

Users can upload multiple files at the same time.

Select one or multiple files to upload

Only pdf, doc, docx, xls, xlsx, ppt, pptx, csv, txt, html, rtf, jpg, jpeg, png, bmp, and heic files are allowed

Upload

URL/Web Page Printing

Simply cut and paste or enter the URL/website address that you want to print.

Upload Web Pages Using URL

Enter URL

View

Upload

Forward Email Attachments to Print

Forward your email attachments to SmartAlec@SmartAlecPrint.com and they will be automatically uploaded to your account.

Printing via Email Attachment

Login to your personal email and send or forward an email with your document(s) to printed as an attachment. No message or subject-line is necessary, only attachments will be printed. Please note you need to register your email first with your library SmartALEC service. Send email to this address:

smartalec@smartalecprint.com

After you send the file via your email, please click “**Refresh**” button.

Refresh

Printing from Google Drive

Access your files in your Google Drive account to print from the SmartAlec portal.

Printing from Google Drive

We need your permission to access your google drive files

Sign in with Google